


# P R I C E L I S T

## Effective from January 2012



### NEPTUNE

Furniture for the great outdoors



*Quality design  
& manufacture*



**NEW**

pressure treated softwood  
now available for all  
seats benches and  
picnic tables

### Neptune Outdoor Furniture Limited

Thompsons Lane  
Marwell, Winchester  
Hampshire  
SO21 1JH

**T: 01962 777799**

**W: [www.nofl.co.uk](http://www.nofl.co.uk)**



**Quantity discounts - see back page for details**



	Fixing	Approx. Weight	Size mm	£ each ex vat	
				Hardwood	Softwood
AG = above ground	BG = below ground				
<b>Cerro seat</b>					
CER3	AG	120 kg	1800mm	<b>1100</b>	990
<b>Cerro bench</b>					
CER5	AG	85 kg	1800mm	<b>980</b>	930
<b>Beaufort seat</b>					
SF33A	AG	75 kg	2000mm	<b>595</b>	458
SF33B	BG	75 kg	2000mm	<b>595</b>	458
<b>Beaufort armrest seat</b>					
AR33A	AG	75 kg	2000mm	<b>645</b>	545
AR33B	BG	75 kg	2000mm	<b>645</b>	545
<b>Beaufort bench</b>					
SF35-05A	AG	50 kg	1500mm	<b>322</b>	278
SF35-05B	BG	50 kg	1500mm	<b>322</b>	278
SF35-06A	AG	50 kg	1800mm	<b>343</b>	289
SF35-06B	BG	50 kg	1800mm	<b>343</b>	289
<b>Beaufort hexagonal tree bench</b>			Internal diameter*		
SF34-07A	AG	155 kg	750mm	<b>938</b>	778
SF34-07B	BG	155 kg	750mm	<b>938</b>	778
SF34-10A	AG	175 kg	1000mm	<b>983</b>	821
SF34-10B	BG	175 kg	1000mm	<b>983</b>	821
SF34-15A	AG	200 kg	1500mm	<b>1103</b>	890
SF34-15B	BG	200 kg	1500mm	<b>1103</b>	890
SF34-20A	AG	230 kg	2000mm	<b>1194</b>	928
SF34-20B	BG	230 kg	2000mm	<b>1194</b>	928
<b>Beaufort square tree bench</b>			Internal dimension*		
SF36-10A	AG	137 kg	1000 x 1000 mm	<b>818</b>	612
SF36-10B	BG	137 kg	1000 x 1000 mm	<b>818</b>	612
SF36-15A	AG	167 kg	1500 x 1500 mm	<b>979</b>	679
SF36-15B	BG	167 kg	1500 x 1500 mm	<b>979</b>	679
<b>Beaufort hexagonal tree seat with back rest</b>			Internal diameter*		
SF32-10A	AG	205 kg	720mm	<b>1268</b>	1061
SF32-10B	BG	205 kg	720mm	<b>1268</b>	1061
SF32-15A	AG	255 kg	1220mm	<b>1434</b>	1149
SF32-15B	BG	255 kg	1220mm	<b>1434</b>	1149
SF32-20A	AG	310 kg	1720mm	<b>1579</b>	1207
SF32-20B	BG	310 kg	1720mm	<b>1579</b>	1207
<b>Beaufort picnic table</b>					
SF37A	AG	120 kg	1830mm	<b>663</b>	526

**Colour options** for steelwork. See brochure for standard colours supplied.


<b>Black</b>	RAL 9005	<b>Yellow</b>	BS 08E51	<b>Traffic Grey</b>	RAL 7043
<b>Dark Blue</b>	RAL 5003	<b>Red</b>	BS 538	<b>Silver Grey</b>	RAL 7037
<b>Dark Green</b>	RAL 6005	<b>Burgundy</b>	RAL 3004		

Other colours also available



	Fixing	Approx. Weight	Size mm	£ each ex vat	
				Hardwood	Softwood
AG = above ground		BG = below ground			
<b>Kara seat</b>					
SF77A	AG	70 kg	1830 mm	<b>595</b>	485
SF77B	BG	70 kg	1830 mm	<b>595</b>	485
<b>Kara bench</b>					
SF75A	AG	40 kg	1830 mm	<b>360</b>	299
SF75B	BG	40 kg	1830 mm	<b>360</b>	299
<b>Southampton seat</b>					
SF3	BG	150 kg	2134mm	<b>498</b>	447
<b>Neptune bench</b>					
SF5-05	BG	50 kg	1520mm	<b>296</b>	270
SF5-06	BG	50 kg	1830mm	<b>312</b>	281
PG18-05	AG	50 kg	1520mm	<b>296</b>	270
PG18-06	AG	50 kg	1830mm	<b>312</b>	281
<b>Neptune square tree bench</b>			Internal dimension*		
SF91-10	BG	176 kg	1000 x 1000 mm	<b>737</b>	630
SF91-15	BG	200 kg	1500 x 1500 mm	<b>897</b>	758
PG91-10	AG	156 kg	1000 x 1000 mm	<b>737</b>	630
PG91-15	AG	177 kg	1500 x 1500 mm	<b>897</b>	758
<b>Avenue wood and metal seat</b>					
SF43-06	AG	75 kg	1830mm	<b>663</b>	613
SF43-09	AG	110 kg	2743mm	<b>768</b>	698
<b>Avenue all metal seat</b>					
M43-06	AG	95 kg	1800 mm	<b>786</b>	-
M43-08	AG	125 kg	2400 mm	<b>950</b>	-
<b>Avenue wood and metal bench</b>					
SF45-06	AG	71 kg	1830 mm	<b>538</b>	492
<b>Avenue all metal bench</b>					
M45-06	AG	88 kg	1800 mm	<b>623</b>	-
<b>Avenue wood and metal tree bench</b>					
			Internal diameter*		
SF44-15	AG	239 kg	1500 mm	<b>1433</b>	1331
SF44-20	AG	256 kg	2000mm	<b>1602</b>	1481
<b>Adriatic picnic table</b>					
SF7	BG	250 kg	1830mm	<b>590</b>	515
<b>Woodland picnic table</b>					
T63A	AG	94 kg	1830mm	<b>387</b>	285
T63B	BG	98 kg	1830mm	<b>411</b>	304

**Plaques, anchor kits and installation service - see pages 6 and 7**

\* Tree seats and benches are measured internally from flat face to flat face. 

**All seats, benches and tables are delivered flat packed for self-assembly** - Installation is an extra cost option  
Weights and sizes are approximate.

**Quantity discounts - see back page for details**

	Approx. Weight	Size mm			£ each ex vat
<b>Beaufort hardwood planters</b>					
		w	d	h	
T38-2A	95 kg	1000	500	500	<b>490</b>
T38-3A	125 kg	1000	500	700	<b>590</b>
T38-4A	155 kg	1000	500	900	<b>690</b>
T38-2B	129 kg	1000	1000	500	<b>640</b>
T38-3B	168 kg	1000	1000	700	<b>750</b>
T38-4B	207 kg	1000	1000	900	<b>860</b>
T38-2C	163 kg	1000	1500	500	<b>810</b>
T38-3C	210 kg	1000	1500	700	<b>930</b>
T38-4C	258 kg	1000	1500	900	<b>1050</b>
T38-2D	202 kg	1500	1500	500	<b>1010</b>
T38-3D	259 kg	1500	1500	700	<b>1140</b>
T38-4D	315 kg	1500	1500	900	<b>1270</b>
T38-2E	207 kg	2000	1000	500	<b>1070</b>
T38-3E	268 kg	2000	1000	700	<b>1210</b>
T38-4E	329 kg	2000	1000	900	<b>1350</b>
<b>Kara hardwood planters</b>					
		w	d	h	
T42-2A	73 kg	1000	500	500	<b>530</b>
T42-3A	91 kg	1000	500	700	<b>640</b>
T42-4A	109 kg	1000	500	900	<b>750</b>
T42-2B	95 kg	1000	1000	500	<b>690</b>
T42-3B	115 kg	1000	1000	700	<b>810</b>
T42-4B	135 kg	1000	1000	900	<b>930</b>
T42-2C	115 kg	1000	1500	500	<b>870</b>
T42-3C	137 kg	1000	1500	700	<b>1000</b>
T42-4C	159 kg	1000	1500	900	<b>1130</b>
T42-2D	141 kg	1500	1500	500	<b>1080</b>
T42-3D	166 kg	1500	1500	700	<b>1220</b>
T42-4D	190 kg	1500	1500	900	<b>1360</b>
T42-2E	153 kg	2000	1000	500	<b>1150</b>
T42-3E	183 kg	2000	1000	700	<b>1300</b>
T42-4E	214 kg	2000	1000	900	<b>1450</b>
<b>Concrete hexagonal planters</b>					
		dia	h		
SF65 Small	95 kg	585	318		<b>140</b>
SF67 Medium	260 kg	765	533		<b>295</b>
SF68 Tall	350 kg	765	762		<b>395</b>
SF70 Large	690 kg	1260	508		<b>525</b>



**Important - Delivery of Planters**

Planters are delivered fully assembled. Delivery of large planters requires mechanical offloading. A charge may be made if you require a vehicle with lifting facilities. Please check when ordering.

Hexagonal planters are measured from flat face to flat face.



Weights, sizes and capacities are approximate. Installation is an extra cost option - see page 7.

	Approx. Weight	Size mm		£ each ex vat
<b>Heathland hexagonal hardwood planters</b>				
		Dia.	h	
HP51-2A	88 kg	750	490	<b>670</b>
HP51-3A	114 kg	750	685	<b>760</b>
HP51-4A	135 kg	750	880	<b>845</b>
HP51-2B	106 kg	1000	490	<b>740</b>
HP51-3B	138 kg	1000	685	<b>845</b>
HP51-4B	165 kg	1000	880	<b>950</b>
HP51-2C	139 kg	1250	490	<b>895</b>
HP51-3C	177 kg	1250	685	<b>1025</b>
HP51-4C	209 kg	1250	880	<b>1150</b>
HP51-2D	159 kg	1500	490	<b>1035</b>
HP51-3D	203 kg	1500	685	<b>1185</b>
HP51-4D	241 kg	1500	880	<b>1330</b>



	Fixing	Approx. Weight	Capacity	£ each ex vat
AG = above ground    BG = below ground				
<b>Litter bins and Dog bins</b>				
<b>Barent all steel large litter bin</b> - galvanised liner and integral lock				
SF26	AG	55 kg	120 litres	<b>645</b>
<b>Baltic all steel bin</b> - with galvanised liner				
SF22 Round	BG	25 kg	65 litres	<b>273</b>
SF23 Round	AG	25 kg	65 litres	<b>273</b>
EX102LS Brass padlock -with long shank				
<b>Kara litter bin</b> - galvanised liner and integral lock				
T53	AG	50 kg	100 litres	<b>320</b>
<b>Neptune timber clad litter bin</b> - with galvanised liner				
SF12 Round	BG	25 kg	65 litres	<b>246</b>
SF13 Round	AG	25 kg	65 litres	<b>246</b>
SF17 Rectangular	BG	25 kg	42 litres	<b>213</b>
SF18 Rectangular	AG	25 kg	42 litres	<b>213</b>
EX102LS Brass padlock -with long shank				
<b>Concrete litter bin</b> - exposed aggregate with galvanised liner				
SF14 Large	BG	250 kg	100 litres	<b>295</b>
SF16 Small	BG	150 kg	42 litres	<b>211</b>
<b>Lieutenant dog bin</b> - Includes mounting post				
SF52B Setting Into concrete	BG	24 kg	50 litres	<b>251</b>
SF52A Bolting to hard surface	AG	22 kg	50 litres	<b>261</b>
SF52W Fixing to wall	AG	14 kg	50 litres	<b>243</b>
Red/black or Green/black				
Also available without dog sign for use as standard waste bin				



**Colour options** Powder coated steelwork is available in 8 standard colours.

<b>Black</b>	RAL 9005	<b>Yellow</b>	BS 08E51	<b>Traffic Grey</b>	RAL 7043
<b>Dark Blue</b>	RAL 5003	<b>Red</b>	BS 538	<b>Silver Grey</b>	RAL 7037
<b>Dark Green</b>	RAL 6005	<b>Burgundy</b>	RAL 3004		

Other colours also available

**Quantity discounts - see back page for details**



		Weight	Size mm		£ each ex vat
<b>Concrete bollards</b>					
SF19	Aggregate finish	118 kg	taper dia.	h	
			300-230	915	<b>61</b>
SF39	Smooth finish	65 kg	200-150	1065	<b>58</b>
SF49	Smooth finish	90 kg	225-150	1370	<b>65</b>
<b>Important note</b>					
Delivery is charged extra at cost on bollards. Please enquire when ordering					

<b>Plaques and Engraving</b>					£ each ex vat
Stainless steel plaque with brushed finish and black lettering					
SSP04	S/steel	max 50 letters	50 x 100mm		<b>86</b>
SSP06	S/steel	max 80 letters	50 x 150mm		<b>96</b>
Brass plaques with protective bronze lacquer finish and white lettering					
EX04	Brass	max 50 letters	50 x 100mm		<b>95</b>
EX06	Brass	max 80 letters	50 x 150mm		<b>106</b>
<b>Slat engraving</b>					
Recessed engraving with lettering carved directly into the timber					
ENGR		one line of up to 30 letters per slat			<b>114</b>



<b>Ground anchor kits for DIY installation</b>		£ each ex vat		
One kit per product is required		<b>Surface type</b>		
		Grass	Tarmac	Concrete
Cerro seat/bench		26.00	-	-
Beaufort seat/bench		-	11.50	10.50
Beaufort hexagonal seating		-	34.50	31.50
Beaufort square seating		-	23.00	21.00
Beaufort picnic table		26.00	11.50	10.50
Kara seat/bench		-	11.50	10.50
Avenue seat/bench		26.00	11.50	10.50
Avenue seat - with centre support		39.00	17.25	15.75
Avenue tree seat		78.00	34.50	31.50
Woodland picnic table		-	36.00	34.50
Litter bins		26.00	11.50	10.50

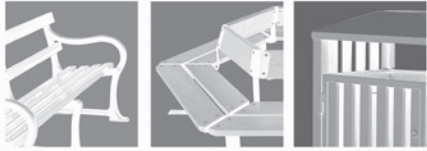


<b>INSTALLATION SERVICE *</b>			<b>£ each ex vat</b>	
Installation price per item - ex vat (excludes product itself but includes all necessary anchors)				
		Fixing	Existing surface type	
			Grass	Tarmac/ Concrete
AG- Above ground fixing - bolted down BG- Below ground fixing - concreted in				
<b>CER3</b>	<b>Cerro Seat</b>	AG	179	119
CER5	Cerro bench	AG	142	98
<b>SF33A / AR33A</b>	<b>Beaufort Seat</b>	AG	-	98
SF33B / AR33B	Beaufort Seat	BG	134	166
<b>SF35A</b>	<b>Beaufort Bench</b>	AG	-	86
SF35B	Beaufort Bench	BG	110	146
<b>SF34A</b>	<b>Beaufort Hexagonal Bench</b>	AG	-	181
SF34B	Beaufort Hexagonal Bench	BG	279	319
<b>SF32A</b>	<b>Beaufort Hexagonal Seat</b>	AG	-	217
SF32B	Beaufort Hexagonal Seat	BG	315	355
<b>SF36A</b>	<b>Beaufort Square Bench</b>	AG	-	150
SF36B	Beaufort Square Bench	BG	219	270
<b>SF37A</b>	<b>Beaufort Picnic Table</b>	AG	148	118
<b>SF77A</b>	<b>Kara Seat</b>	AG	-	118
SF77B	Kara Seat	BG	144	176
<b>SF75A</b>	<b>Kara Bench</b>	AG	-	96
SF75B	Kara Bench	BG	114	150
<b>SF3</b>	<b>Southampton Seat</b>	BG	179	236
<b>PG18</b>	<b>Neptune Bench</b>	AG	-	86
SF5	Neptune Bench	BG	110	146
<b>PG91</b>	<b>Neptune Tree Bench</b>	AG	-	150
SF91	Neptune Tree Bench	BG	219	270
<b>SF43/M43</b>	<b>Avenue Seat</b>	AG	159	98
<b>SF45/M45</b>	<b>Avenue bench</b>	AG	145	86
SF44	Avenue tree bench	AG	357	229
<b>SF7</b>	<b>Adriatic Picnic Table</b>	BG	144	180
<b>T63A</b>	<b>Woodland Picnic Table</b>	AG	-	125
T63B	Woodland Picnic Table	BG	144	180
<b>All codes</b>	<b>Timber/Steel bins</b>	AG	-	65
All codes	Timber/Steel bins	BG	79	97
<b>SF14/16</b>	<b>Concrete Litter Bins</b>	BG	99	116
<b>Minimum installation charge per job</b>			<b>100</b>	<b>100</b>

\*Check availability of installation service in your area before ordering. Call for details.



● Approximate area covered for our installation service.



# NEPTUNE

Furniture for the great outdoors

**Easy ordering and free delivery\***

**Call 01962 777799**

Fax 01962 777723

Email [sales@nofl.co.uk](mailto:sales@nofl.co.uk)

By post

Neptune Outdoor Furniture Limited  
Thompsons Lane, Marwell,  
Winchester, Hampshire SO21 1JH



## Ordering

Telephone orders should be confirmed in writing. When ordering by fax please place your order on an official form or letterhead. All orders are acknowledged upon receipt. Remember to include the following information:

- 1 Product code and description in full e.g. hardwood or softwood, above or below ground fixing.
- 2 Quantity required
- 3 Colour choice
- 4 Installation if required (extra cost)
- 5 Delivery details such as location, access restrictions, opening times.
- 6 Contact name and telephone number

## Quantity Discounts

5% discount off 5 to 9 of the same product. 10% discount off 10 or more of the same product.

## Installation

Seating and picnic tables are delivered flat packed for self-assembly on site.

An installation service is available in many areas of the UK. See back page for details and prices of this service.

## \*Free Delivery

Standard delivery by flat bed lorry is free to UK mainland destinations. (excluding bollards)

Products are delivered direct to the delivery address specified at the time of ordering. A charge may be made if you require delivery on a vehicle with lifting facilities. Delivery excludes installation.

## Payment

We accept payment by credit and debit card, cheque, BACS, and internet banking.

## VAT

Prices shown exclude VAT. VAT is charged extra at the rate prevailing at the relevant tax point.

**E & OE**